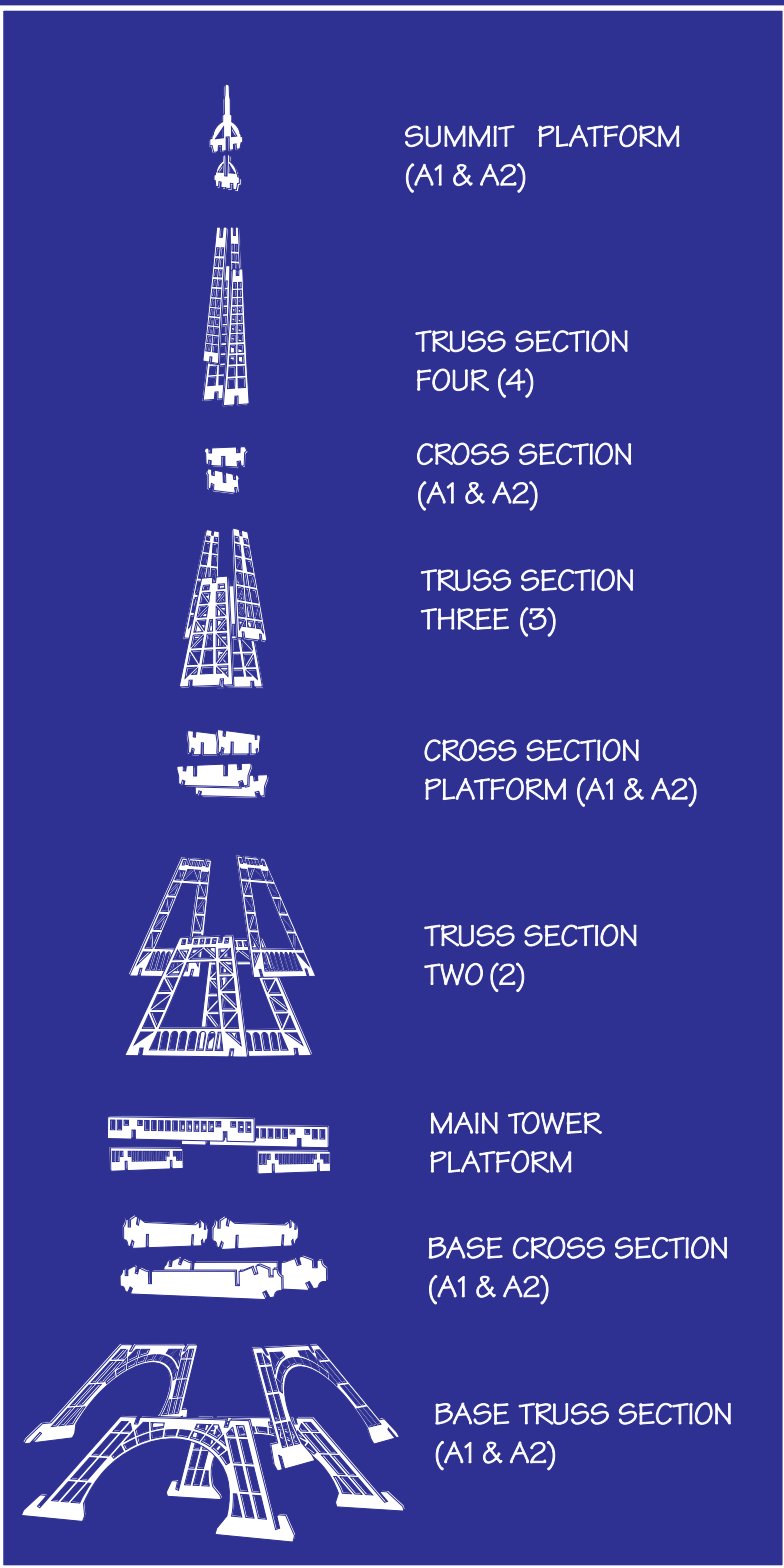


THE EIFFEL TOWER



SUMMIT PLATFORM
(A1 & A2)

TRUSS SECTION
FOUR (4)

CROSS SECTION
(A1 & A2)

TRUSS SECTION
THREE (3)


CROSS SECTION
PLATFORM (A1 & A2)

TRUSS SECTION
TWO (2)

MAIN TOWER
PLATFORM

BASE CROSS SECTION
(A1 & A2)

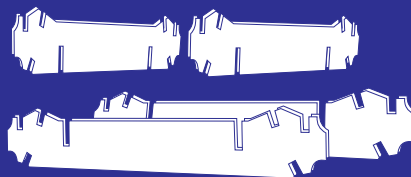
BASE TRUSS SECTION
(A1 & A2)



TST(2)




MTP



BCS-A2

BCS-A1



BTS-A2

BTS-A1

SP-A2

SP-A1



TSF(4)

CS-A2

CS-A1

TST(3)

CSP-A2

CSP-A1


FACT FILE:

THE EIFFEL TOWER WAS FINISHED ACCORDING TO SCHEDULE, AND OFFICIALLY INAUGURATED ON MAY 6TH 1889 FOR THE OPENING OF THE WORLD FAIR.

MORE THAN 15,000 PIECES OF IRON MAKE UP THE EIFFEL TOWER, HELD TOGETHER BY 2,500,000 RIVETS TO SUPPORT A WEIGHT OF 7,341 TONS OR AN OVERALL WEIGHT OF 8,864 TONS WITH THE FOUNDATIONS.

IN 1889 THE TOTAL HEIGHT OF THE EIFFEL TOWER WAS 300.50 METERS AND TODAY, WITH ANTENNAE, IT STANDS AT 320.755 METERS.

ON AVERAGE, 65 TONS OF SPECIAL PAINT ARE NEEDED EVERY 7 YEARS TO PROTECT THE EIFFEL TOWER FROM RUST.



www.bcbones.com

EIFFEL TOWER

PARIS, FRANCE 1889

PROJECT REPORT OF CHIEF ENGINEER

EIFFEL TOWER PARTS LIST (TOTAL NUMBER OF PARTS 32)

BASE TRUSS SECTION.....(2)BTS-A1 (2)BTS-A2
 BASE CROSS SECTION.....(2)BCS-A1...(2)BCS-A2
 MAIN TOWER PLATFORM.....(4)MTP
 TRUSS SECTION TWO (2).....(4)TST -2
 CROSS SECTION PLATFORM.....(2)CSP-A1...(2)CSP-A2

TRUSS SECTION THREE (3).....(4)TST -3
 CROSS SECTION.....(1)CS-A1...(1)CS-A2
 TRUSS SECTION FOUR (4).....(4)TSF-4
 SUMMIT PLATFORM.....(1)SP-A1...(1)SP-A2

B.C. BONES™

WONDERS OF THE WORLD

Copyright BC Bones, Inc. 2002
 Auburn, WA 98001

e-mail: info@toysmith.com
 Phone: 800-356-0474

The Toysmith Group